





	Beetroot Detroit 2 Crimson Globe SEEDVP002-001:	Direct sow beetroot seeds outdoors from March to July in a weed free, sunny position in fertile, light, well-drained soil. Sow beetroot seeds thinly in shallow drills at a depth of 3cm (1") and 30cm (12") apart. Germination will usually take 12 to 24 days. When large enough to handle, thin out the seedlings within each row to 10cm (4") apart.
	Cabbage January King (Savoy) SEEDVP002-002:	Sow seeds in containers within a few days after July 4 so that the seedlings will be between three and four weeks old when transplanted in mid-August. Or Sow thinly direct into a finely raked seedbed at a depth of 13mm (½"). Germination 12-20 days. Transplant with a trowel or dibber when large enough to handle, allowing 45cm (18") between plants each way.
	Carrot Early Nantes 2 SEEDVP002-003:	Sow seed 1.8cm (¾") deep in drills 23-30cm (9-12") apart. Thin seedlings when the first rough leaves appear, repeating as necessary until plants are 5-7.5cm (2-3") apart. Row 6m (20') or more. Sow thinly to minimise thinning (which can attract Carrot Root Fly). Avoid crushing the leaves as the scent attracts carrot root fly.
	Carrot Solar Yellow SEEDVP002-004:	Sow seed 1.8cm (¾") deep in drills 23-30cm (9-12") apart. Thin seedlings when the first rough leaves appear, repeating as necessary until plants are 5-7.5cm (2-3") apart. Row 6m (20') or more. Sow thinly to minimise thinning (which can attract Carrot Root Fly). Avoid crushing the leaves as the scent attracts carrot root fly.
	Cress Greek SEEDVP002-005:	Cress does not require compost to grow and you could experiment with various growing media. Sprinkle a few seeds onto the surface of blotting / toilet paper and moisten the paper and hey presto in a few days you have cress.
	Lettuce BabyLeaf Mesclun Mix SEEDVP002-006:	Sow 20-30 seeds into a 10-12cm pot using a free draining compost and cover seed lightly after sowing. For spring and summer crops, sow direct into prepared seed bed in the kitchen garden or greenhouse border, and this is the best growing technique for spring and summer crops. Sow outdoors sprinkle seeds 1/2 inch apart in a 2 to 4 inch wide row covering lightly or broadcast sow.
	Spring Onion White Lisbon SEEDVP002-007:	A very popular dual purpose quick-growing variety for crisp, sweet onions, pull them young or leave to mature and crop as small onions. They will grow well on almost any soil, even on light, poor land. They prefer a sunny position. When to plant: March to September. How to grow: Sow 0.5in (1.5cm) deep in rows 6in (15cm) apart. Keep well watered in dry weather. No thinning is necessary. Harvest: All year round as required.
	Pea Petit Provencal SEEDVP002-008:	Peas sown in cold, wet ground will rot so make sure the soil is warm. In early spring, cover the soil with polythene before sowing and then protect seedlings with fleece. Sow seed in a single row 5 to 10cm (2 to 4in) apart, ensuring there is enough space for plant supports. Make a single V-shaped drill, 5cm (2in) deep, water the base of the drill and sow the peas. A second row can be added, as long as it's 30cm (12in) away from the first drill.
	Tabasco Hot Pepper SEEDVP002-009:	Sow the seed into compost either into a seed tray or into modules with a temperature between 20-24°C and cover with a light layer of compost. Germination typically takes 14 - 21 days. Cover the compost with clear plastic film which helps raise the temperature aiding germination. Once seedlings emerge they do not require quite as much heat, temperatures can be reduced to 18°C by day and no lower than 16°C at night.
	Wild Rocket Napoli SEEDVP002-010:	Sowing: Sow small amounts every 3 weeks from late June until late September. Seeds can be sown directly into the ground or into modular trays (5 seeds per cell) and planted out 4 weeks after sowing. Spacing: Between rows: 25cm Between plants in the row: 25cm (5 seedlings per station)
	Spinach Medania SEEDVP002-011:	Sow seeds March to July outdoors. Sow seeds thinly, 1cm (½in) deep in broad drills, 30cm (12in) apart. Can be sown under cloches or frames in September. Thin seedlings to 5cm (2in) apart when large enough to handle, thinnings will be suitable for use in salads, Harvest leaves as required, picking only a few from each plant.
	Strawberry White Delight SEEDVP002-012:	Sow finely and thinly cover with compost, best sown from October onwards. The key factor in germination is the winterizing of the seeds. This can be simulated before sowing by wrapping the seeds in wet paper towels and sealing in a plastic food bag and leaving in the fridge for between 15 and 30 days. Alternatively sow in late autumn for late winter/early spring germination.
	Swede Best Of All SEEDVP002-013:	Sowing outdoors, sow thinly, May-July, where they are to crop, 1.5cm (½") deep, directly into finely-prepared, rich, well-dug soil, which has already been watered. Allow 45cm (18") between rows. Seedlings usually appear in 14-21 days. Thin out to 25cm (10") apart. Water well until plants are established. Make two or three successional sowings to provide a crop throughout the winter. Harvest: October-March.
	Sweet Pepper Californian Wonder SEEDVP002-014:	Sowing: Peppers can be started indoors about 8 weeks before the last frost is expected. Sow the seed 1/2cm deep in a well-drained starting medium. Seeds require a warm environment to germinate; your growing medium should be between 20 - 35 degrees C with 30C being the ideal. Using a heat mat can help. Young plants will fare much better with additional light. Place in a window or sunny location that receives lots of sun exposure.
	Sweetcorn Minipop F1 SEEDVP002-015:	Sowing: Plant about 3mm (1/8in) deep, in small pots using seed starting compost. Water lightly & keep consistently moist until germination occurs. Seeds usually germinate within 5 -10 days when kept in the optimum temperature range of 21 -27°C (70-80°F). As soon as they emerge, place them in a location that receives a lot of light & a cooler temperature (60-70°F). Once seedlings reach 8cm tall they can be planted out.

DEFRA License No. 7641 EU RULES & STANDARDS (ST) UK/EW Plant Passport GB130327



SEEDVP002

Viridis Hortus, 10 Green Close, Bradford BD8 0LQ

* Contents subject to change